



EYRE PENINSULA LOCAL GOVERNMENT ASSOCIATION

Annual Report *2017/2018*





Eyre Peninsula Local Government Association

*Cover photo:
Sensational Streaky Bay*



THE PRESIDENT'S REPORT

This annual report details the last 12 months activity undertaken by the EPLGA, its financial accounts, and operative regional collaborative partnerships.

There has been much change within Local Government during this period, especially with a change of government at the State level challenging Councils to look at potential reform and development.

The ongoing challenge for the EPLGA Board in this changing environment is to continue and improve its:

- *advocacy (and representation) - the EPLGA being the principal regional advocate for Local Government in the region;*
- *governance - continuing to ensure that our business is conducted in accordance with the law and proper standards; and*
- *member services - the EPLGA to continuing to provide member support services as they are needed.*

The EPLGA is also a very important conduit between its member Councils and the Local Government Association of South Australia.

The vision and goal of the EPLGA continues to be to 'enable Eyre Peninsula councils to excel, innovate, and thrive', and it has never been more important to the region than now. The region has many emerging opportunities to enhance its governance through cooperation, collaboration and strong leadership. The way that Councils can truly excel, innovate and thrive is by working together to achieve the best outcomes for their communities.

The next 12 months is going to see many developing opportunities as well as the need for change, requiring strong leadership throughout that time. Our region and the EPLGA looks forward to working closely and collaboratively with the new State Government. There are many areas which will need strong collaboration, such as environment, water, planning, transport and infrastructure, agriculture, and tourism policies. In addition to this there are great opportunities for reform in Local Government with a strong relationship between the State and councils.

As President of the EPLGA I look forward to leading my fellow EPLGA Board members in recognising the opportunities to be innovative and forward-thinking as a region. It will require the EPLGA Board and member Councils to have strong and accountable leadership, driving the opportunities for change, while balancing the strengths which we already have as organisations and a region. This leadership and representation throughout our communities and with other levels of government will mean that the Eyre Peninsula will continue to add to its many strengths in the years to come.

I commend the annual report to you.

MAYOR SAM TELFER



THE REGION - Snapshot

Regional Population and Local Government

The region has 11 Local Government Authorities (LGAs). The LGAs are: the City of Whyalla and City of Port Lincoln; and the District Councils of Ceduna, Cleve, Elliston, Franklin Harbour, Kimba, Lower Eyre Peninsula, Streaky Bay, Tumby Bay, and Wudinna.

The regional Local Government area population of 54,288 (ABS 2006 Census), 55,654 (ABS 2011 Census) and 55,919 (ABS 2016 Census) comprises about 3.5% of the South Australian population. These people reside in the eleven Council districts, which collectively occupy 43,779km² or about 19% of the regional land mass. Most of the population (about 64%) live in the regional cities of Whyalla and Port Lincoln.

LOCAL GOVERNMENT AREA	LAND AREA		POPULATION		
	Km ²	% of Region	ABS Census 2006	ABS Census 2011	ABS Census 2016
Whyalla	1,032.5	0.44	21,417	22,089	21,828
Port Lincoln	30.4	0.01	13,604	14,086	14,064
Ceduna	5,427.1	2.33	3,574	3,480	3,408
Cleve	4,506.7	1.94	1,899	1,790	1,771
Elliston	6,500.0	2.79	1,132	1,048	1,045
Franklin Harbour	3,283.0	1.41	1,273	1,213	1,298
Kimba	3,986.2	1.71	1,114	1,089	1,061
Lower Eyre Peninsula	4,771.0	2.05	4,404	4,916	5,510
Streaky Bay	6,232.0	2.68	2,021	2,102	2,074
Tumby Bay	2,615.9	1.12	2,538	2,588	2,610
Wudinna	5,393.8	2.32	1,253	1,253	1,250
Collective Local Government (11 LGA's)	43,778.6	18.8	54,288	55,654	55,919

Table 1: (ABS 2016 Census Local Government Areas data)

In 2016, the region had 2,860 Aboriginal people comprising 5.1% of the regional LGA population. This was notably above the proportions in South Australia (2.3%). 87% of the region's Aboriginal people (2,497) live in the LGAs of Whyalla, Port Lincoln and Ceduna. The greatest concentration is in Ceduna, where Aboriginal people comprise 21.8% of the Council population.

The regional population grew by 3% from 2006, but this was not consistent across the region as a whole. The District Councils of Ceduna, Cleve, Elliston, Kimba and Wudinna experienced population decline. Population growth was also experienced in the coastal Councils of Franklin Harbour, Streaky Bay, Tumby Bay, Lower Eyre Peninsula, Whyalla and Port Lincoln.

The demographic change is caused by several factors, with the desire for a sea change lifestyle being a key reason. Streaky Bay and Tumby Bay are very desirable coastal locations and new estate developments have been established to cater for growing housing demand, notably by retirees from the agricultural sector.



The higher population growth in the District Council of Lower Eyre Peninsula stems from several locational and lifestyle advantages, including proximity to numerous coastal townships, Port Lincoln and Port Lincoln Airport.

Population Ageing

The regional population is ageing. People aged 65 years and over comprised 18.2% of the regional population, which is above the 15.7% rate for Australia, but below the rate of 18.3% for South Australia.

PEOPLE 65 YEARS OF AGE AND OVER	Region	%	South Australia	%	Australia	%
2006 ABS Census		14.3		15.4		13.3
2006 Median Age		38		39		37
2011 ABS Census		15.5		16.2		14.0
2011 Median Age		39		39		37
2016 ABS Census		18.2		18.3		15.7
2016 Median Age		42		40		38

Table 2: (ABS Census 2006, 2011 and 2016).

The population 65 years and over grew by 3.9% from 2006, exceeding the growth rate of 2.9% for South Australia and 2.4% for Australia.

The District Council of Tumby Bay has the oldest population profile with a mean age of 50 whilst Kimba has the youngest population (0 -14 years) - 23.2% of the population.

Projections indicate that South Australia's population aged 65 and over will increase to 22.6% in 2020 and to 25.7% by 2030. It is also known that approximately 30% of young people leave the region each year for employment and study in metropolitan Adelaide. The combination of a growing aged sector and diminishing numbers of young people is not sustainable, and has serious implications for future workforce provision.

Pending Baby Boomer retirements will diminish the labour force of skilled and experienced labour and create employment openings for young people.

Regional Economic Snapshot

The key industries include manufacturing, agriculture, fishing, and aquaculture; however tourism and mining are fast emerging industries with substantial potential for future growth. Industrial diversity is one of the region's greatest attributes, and underpins its comparative advantage and business competitiveness. Diversity is important for economic growth and sustainability, because it provides resilience through not being reliant on a single industry or product for prosperity.

However, industrial diversity is not evenly spread across the region. Manufacturing and steel processing is focused in Whyalla. Agriculture is the key industry in lower Eyre Peninsula, Tumby Bay, Cleve, Elliston, Kimba, Streaky Bay, Franklin Harbour and Wudinna. Nearly all (96%) of the region's aquaculture jobs are provided in Port Lincoln, Lower Eyre Peninsula, Cleve, Ceduna and Franklin Harbour. Most of the region's fishing jobs (76%) are based in Port Lincoln. Tourism activity is predominantly focussed in coastal areas. The region's industries and economy have also changed since 2001. Agriculture has been the primary economic driver in many Council districts. However, larger farming properties, smarter management practices, and new technologies have reduced employment opportunities in agri-businesses, which saw agricultural employment decline between 2001 and 2016.

In the same period, employment in the health care and social assistance industry has grown largely due to the ageing of the regional population and increased demand for aged care services.



These following industries produced almost three-quarters of the region's total exports.

- **mining:** iron and non-ferrous ore, and exploration and mining support services,
- **agriculture:** grains and sheep, and
- **manufacturing:** iron and steel production and processed seafood products.

Regional Economic Summary

The Eyre Peninsula is a highly productive region, generating exports worth over \$4 billion per annum and GRP of approximately \$4.2 billion. With regional GRP of approximately \$4.2 billion, the Eyre Peninsula provided over 4% of the State economy.

On a per capita basis, as the Eyre Peninsula population is approximately 3.5% of the State population, the region is exceeding its fair contribution to the State economy. However a per capita analysis undersells the importance of the region to the State economy, which needs to be put into context.

- **Agriculture Industry:** The region is renowned for its high quality grains and, on average, produces 40% of the State's wheat crop, approximately 25% of the barley crop and 22% of canola. Approximately 97% of the region's grain crop is exported.
- **Fishing and Aquaculture:** The region is reputed internationally for its premium seafood. On average, the region produces 100% of South Australia's Southern Bluefin Tuna (with approximately 99% of tuna exported to Japan); along with 100% of the State's farmed marine finfish; 97% of oysters, 92% of mussels, and about 62% of the State's abalone production. In total, an estimated 82% of South Australia's seafood product is exported from the Eyre Peninsula. (Regions SA, *Regions in Focus: Whyalla and Eyre Peninsula*, July 2015).

Other State Government economic priorities are to *unlock the full potential of South Australia's resources*, and to enhance State prosperity by *promoting international connections and engagement* to increase exports. The region produces in the vicinity of 45% of GSP for iron and steel manufacturing, which highlights the importance of Whyalla to the State economy.

The region might only contribute approximately 4% of GSP, however the growth and sustainability of the Eyre Peninsula is vital to the achievement of key State Government economic priorities. As an overview, the regional economy is extremely diverse due to the broad range of industries generating exports and GRP. This is a great strength, which underpins the region's comparative advantages and economic resilience.

MEMBER COUNCILS 2017/2018

- City of Whyalla
- City of Port Lincoln
- DC Ceduna
- DC Cleve
- DC Elliston
- DC Franklin Harbour
- DC Kimba
- DC Lower Eyre Peninsula
- DC Streaky Bay
- DC Tumby Bay
- Wudinna DC



THE LOCAL GOVERNMENT REPRESENTATIVES/ APPOINTMENTS

EPLGA Board Executive:

President	Mayor Sam Telfer	DC Tumby Bay
Immediate Past President	Mayor Bruce Green	City of Port Lincoln
Deputy President	Mayor Dean Johnson	DC Kimba
Chief Executive Officer	Mrs Deb Larwood	DC Kimba

The President (LGA Board and SAROC) and Deputy President (Proxy LGA Board and Proxy SAROC) were our nominated representatives to the LGA Board, SA Regional Organisation of Councils (SAROC) and other forums. The Executive Officer was also a SAROC voting delegate.

Regional Governance Panel for Review of Decisions (Pursuant to the Ombudsman's Right to Review report):

Position	Name	Council
Manager Corporate Services	George Karzis	DC Elliston
Mayor	Dean Johnson	DC Kimba
Councillor	Newton Luscombe	Wudinna DC
Chief Executive Officer	Trevor Smith	DC Tumby Bay
Chief Executive Officer	Chris Cowley	City of Whyalla
Councillor	David Knox	City of Whyalla
Chief Executive Officer	Peter Arnold	DC Cleve
Councillor	Chris Tarrant	DC Cleve

The Ombudsman's Right to Review Report - Recommendation 5 requires Councils to respond, through the auspices of regional Local Government to establish a regional panel of independent reviewers to assist member Councils in reviewing decisions when required.

There was 1 review of decision investigation commenced/ conducted by the Regional Governance Panel in the 2017/18 year.

Chief Executive Officers Committee:

All Chief Executive Officers of member Councils or nominee in their absence.

Engineering & Works Committee:

The committee is comprised of all Engineers, Operations or Works Managers from member Councils or nominee in their absence.

EP Mineral & Energy Resources Community Development Taskforce (EPLGA Taskforce):

- Chair - Rob Kerin.
- State Government representatives from Deputy Premier/Treasurer or nominee; Minister for Regional Development or nominee; Member for Giles; Member for Flinders; senior officers from the Department of State Development (non-voting) and the Department of Planning, Transport and Infrastructure (non-voting).
- SACOME - Chief Executive Officer.
- LGA of SA - CEO, Matt Pinnegar or nominee.
- EPLGA - President Mayor Green and Executive Officer, Tony Irvine (non-voting).
- Local Councils - a Mayor and CEO from a Council directly affected by mineral and energy resources or exploration - Mayor Eleanor Scholz (Wudinna); CEO Trevor Smith (Tumby Bay).
- EPNRM - Presiding Member and Regional Manager (non-voting).
- RDAWEP - Chairperson and Chief Executive Officer (non-voting).
- Coordinator Geoff Dodd (non-voting).
- Other members as required for specific purposes (non-voting).



Eyre Peninsula Power Supply Reference Group:

The entire EPLGA Board members

EPLGA Health Working Party

The EPLGA Board at its 1 December 2017 meeting established a Health Working Party to develop strategies for the recruitment of health professionals for long term careers in the region.

Membership of the Working Party will comprise the President and representatives (Elected Members) from member Councils. Member Councils may seek to be members of the Working Party at any time by applying to the EPLGA Board for inclusion. They may also withdraw as they wish but advise the EPLGA Board of such. Members of the Health Working Party will nominate a proxy to attend a meeting if the member is unable to participate. The EPLGA Executive Officer will be a non-voting member.

The Working Party may invite other relevant parties/State agencies/regional organisations to the meetings as required, but are non-voting, e.g. Minister or nominee, SA Country Health, relevant unions, relevant associations, regional businesses, regional health professionals, local MP's, etc.)

Joint Planning Board Staff Group

The EPLGA Board nominated the following persons to the JPB Staff Group:

Chief Executive Officers (1 to Chair):

1. Geoffrey Moffatt (DC Ceduna)
2. Deb Larwood (Chair - DC Kimba)
3. Trevor Smith (DC Tumby Bay)

Plus current participating Council planning staff and or local contractors working with them in this function:

1. Jen Brewis (DC Streaky Bay)
2. Laurie Collins (DC Kimba, Cleve and Franklin Harbour)
3. Leith Blacker (DC Lower Eyre Peninsula)

The group met to discuss the new Development, Planning and Infrastructure legislation in relation to joint planning boards and also provided input into the development of the business case to allow individual Councils to make a decision of whether they wish to be a party to a regional joint planning board or not.

Other Groups

The Eyre Peninsula Local Government Association Board also has the following groups, which did not meet in 2017/18:-

- Coastal Councils Group
- CWMS Users Group
- Internal Controls Group
- Procurement Group
- Roads Working Group
- Waste Group
- Public Health Plans Group

Other Regional Organisations:

Regional Development Australia Whyalla and Eyre Peninsula Inc:

Deputy Mayor Bryan Trigg , Chair/Executive	- DC Cleve
Cr Colin Carter	- City of Whyalla
Mayor Allan Suter, Executive Member	- DC Ceduna
Cr Clare McLaughlin	- City of Whyalla

Eyre Peninsula Natural Resources Management Board:

Mr Geoffrey Moffatt	- CEO, DC Ceduna
---------------------	------------------



Zone Emergency Management Committee:

Mayor Julie Low (Presiding Member)	- DC Lower Eyre Peninsula
Tony Irvine, Executive Officer	- EPLGA
Rod Pearson, Chief Executive Officer	- DC Lower Eyre Peninsula
Grant Drummond, General Manager Operations	- DC Ceduna
Ivan Noble, Works Manager	- DC Cleve

Membership as from 1 December 2017:

Deputy Mayor Bryan Trigg (Presiding Member)	- DC Cleve
Mr Andrew Buckham	- Wudinna DC
Mr Arthur Johnstone	- DC Elliston
Mr Phil Cameron	- DC Elliston
Cr. Newton Luscombe	- DC Wudinna
Vacant	- City of Port Lincoln
Tony Irvine	- EPLGA

Eyre Peninsula Integrated Climate Change Adaptation Committee (now in recess):

Mayor Sam Telfer	- DC Tumby Bay
Tony Irvine, Executive Officer	- EPLGA

Eyre Peninsula Integrated Climate Change Sector Agreement Steering Committee:

Tony Irvine, Executive Officer	- EPLGA
--------------------------------	---------

South Australian Regional Organisation of Councils (SAROC) Executive Officers Committee:

Tony Irvine, Executive Officer	- EPLGA
--------------------------------	---------

Eyre Peninsula Water Taskforce:

All member Councils - Mayors and CEO's	
Tony Irvine	- EPLGA

Eyre Peninsula Demand and Supply Statement Reference Group

Tony Irvine, Executive Officer	- EPLGA
--------------------------------	---------



EPLGA Board Members 2017/18

Under the terms of the EPLGA Charter, the following Board appointments were current as at 30 June 2018.

MEMBER COUNCIL	BOARD MEMBER	DEPUTY BOARD MEMBER
Ceduna	Allan Suter (Mayor)	Lynton Brown (D/Mayor)
Cleve	Roger Nield (Mayor)	Bryan Trigg (D/Mayor)
Elliston	Kym Callaghan (Chair)	Dave Allchurch (D/Chair)
Franklin Harbour	Robert Starr (Mayor)	Michael Williams (D/Mayor)
Kimba	Dean Johnson (Mayor)	Graeme Baldock (D/Mayor)
Lower Eyre Peninsula	Julie Low (Mayor)	Don Millard (D/Mayor)
Port Lincoln	Bruce Green (Mayor)	Neville Starke (D/Mayor)
Streaky Bay	Travis Barber (Mayor)	Philip Wheaton (D/Mayor)
Tumby Bay	Sam Telfer (Mayor)	Geoff Stewart (D/Mayor)
Whyalla	Lyn Breuer (Mayor)	Clare McLaughlin (Councillor)
Wudinna	Eleanor Scholz (Mayor)	Ned Luscombe (D/Mayor)



ANNUAL CONFERENCE AND BOARD MEETINGS SCHEDULE

A highlight on the EPLGA calendar is the Annual Conference, hosted each year by a member Council. To assist in host Council planning, the following conference and Board meeting schedule is included.

Meetings Held in 2017/18

Friday, 1 September 2017	Tumby Bay	
Friday, 1 December 2017	Wudinna	
26 - 28 February 2018	Port Lincoln	Conference
Friday, 29 June 2018	Whyalla	

Future Meeting Dates and Locations

Wednesday, 27 September 2018	Wudinna	
Thursday, 7 December 2018	Wudinna	
February/March 2019 (TBD by host)	Kimba	Conference
Friday, 28 June 2019	Wudinna	
Friday, 6 September 2019	Ceduna	
Friday, 6 December 2019	Wudinna	
February/March 2020 (TBD by host)	Wudinna	Conference
Friday, 26 June 2020	Wudinna	
Friday, 4 September 2020	Lower EP	
Friday, 4 December 2020	Wudinna	
February/March 2021 (TBD by host)	Cowell	Conference
Friday, 25 June 2021	Wudinna	
Friday, 10 September 2021	Port Lincoln	
Friday, 10 December 2021	Wudinna	
February/March 2022 (TBD by host)	Cleve	Conference
Friday, 24 June 2022	Wudinna	
Friday, 2 September 2022	Kimba	
Friday, 2 December 2022	Wudinna	
February/March 2023 (TBD by host)	Streaky Bay	Conference
Friday, 30 June 2023	Wudinna	
Friday, 1 September 2023	Cowell	
Thursday, 1 December 2022	Wudinna	
February/March 2024 (TBD by host)	Elliston	Conference
Friday, 28 June 2024	Wudinna	
Friday, 6 September 2024	Cleve	
Friday, 6 December 2024	Wudinna	
February/March 2025 (TBD by host)	Tumby Bay	Conference
Friday, 27 June 2025	Wudinna	
Friday, 5 September 2025	Elliston	
Friday, 5 December 2025	Wudinna	
February/March 2026 (TBD by host)	Whyalla	Conference
Friday, 26 June 2026	Wudinna	



REPORT OF ACTIVITIES 2017/18

EPLGA core activities always include reacting to legislation and policy changes that may have a negative impact on our region. This year ongoing concerns and/or participation have been with the following matters:

- Natural Resources Management – joint partnership planning, delivery of services.
- Regional Recognition/Lobbying – ongoing on various matters as they arise.
- Mining and Impacts – continuation of the taskforce.
- Emergency Management – regional planning and Council planning, followed by implementation.
- Development, Planning and Infrastructure Act Reform.
- Coastal Access issues, development of a Coastal Alliance – state-wide.
- Various roads and waste issues – regional road strategy review.
- Regional Strategy for LGA – decentralisation and election lobbying.
- Regional Capacity Funding – General funding and Rubble Royalties.
- Marine Infrastructure Planning – DPTI, Jetty leases, etc.
- SAROC – meetings and regional Executive Officers' meetings.
- LGA Governance/Organisational Review – Councils of the Future.
- Mobile phone hotspots – Elliston and other developments.
- Water planning – state of the resource, etc.
- Energy planning – resulting from blackouts – renewables, transmission upgrade consultation, hydrogen trial plant, etc.
- Regional planning – JPB, RDAWEP, EPNRM, DPTI, etc.
- Financial assistance and supplementary road funding – ongoing issues of South Australia's injustice.
- Health – local sub-regional issues, public health planning, doctors shortages etc.
- Outreach Services:
 - Regional Procurement;
 - CEO's Committee;
 - Engineering & Works Committee;
 - Regional training and seminars delivery;
 - Shared Services – DPTI pilot; and
 - Long term financial planning;
- Roadside Native Vegetation – regional planning and management issues.
- Regional Climate Change Adaptation Plan finalisation of the Eyre Peninsula Integrated Climate Change Agreement [EPICCA].
- Tourism – RDAWEP - restructure to sub-regional groups, Food and Tourism Prospectus, RV, Coastal Access and Caravan Strategy.
- Aged Care at the local Council level – Council's role.
- NHVR impacts on farm machinery movements.
- Transport Plan and SLRP prioritisation and funding applications.
- Oil and gas exploration in the Great Australian Bight.
- Joint submissions with RDAWEP on various issues.



PROGRAMS AND TASKFORCE REPORTS – CURRENT STATUS

OUTREACH SERVICES PROGRAM (LGA)

The LGA has reviewed the program and whilst in 2018/19 the funding has been halved, it will cease as from 2019/20 due to changes to the LGA governance arrangements.

EP INTEGRATED CLIMATE CHANGE ADAPTATION (EPICCA)

The future of EPICCA was discussed in November 2017, at the Steering Group meeting and again in March 2018 at the Working Group meeting. The key partner organisations all chose not to enter in to another sector agreement and therefore the EPICCA Committee went into recess. This was mainly due to Climate Change considerations being now fully integrated into normal operations of each of the partner organisations. The level of awareness within industry sectors is substantially raised from work undertaken over the past 8 years and other pressures. In conclusion it was recognised that the 'need' for EPICCA was no longer there.

Regional collaboration on projects, such as the LiDAR project will continue, and if anything, EPICCA is just placing an additional layer of work on the partner organisations that are already operating with limited resources.

EP MINERAL & ENERGY RESOURCES COMMUNITY DEVELOPMENT TASKFORCE

As required under the terms of reference for the taskforce as adopted by the EPLGA, the following report is presented to the EPLGA on the activities of the EP Minerals & Energy Resources Community Development Taskforce (taskforce) over the past 12 months.

The taskforce conducted 2 meetings during the financial year, which enabled the membership to hear presentations on current mining, industrial and energy issues from various industry and community groups and provided the opportunity to ask questions and participate in active discussion with presenters and government representatives on the various issues.

The 9th meeting held on August 29th with 25 members, associates and guests attending received deputations and presentations from the following speakers.

Jeanine Carruthers, Stakeholder Engagement Manager, Resources Engineering Skills Alliance who spoke on the Resources Ready Online Program, where a structured series of workshops and mentoring is provided to businesses.

Phase 1 workshops being streamed to 2 nodes:

- Upper Spencer Gulf and Gladstone and Central Queensland.

Program outcomes for businesses include:

- Develop and refine their resources strategy.
- Strengthened resources industry knowledge.
- Creating industry networks.
- Accessing mentoring, coaching and consultancy resources.

Phase 2 of the program will encompass a greater area such as Port Hedland, Darwin, Northern Queensland, Hunter Valley and Newcastle.

David Christensen, Managing Director and Evelyn Poole Renascor Resources: Siviour Graphite Deposit Project.

David presented an overview of the Siviour Graphite Project, a high quality, large graphite deposit discovered in the vicinity of Arno Bay.

The project is relatively unique in regard to its long life and high quality and accessibility.



The project scoping study presents:

- High NPV
- Low cost production
- Flat laying orientation
- Largest graphite deposit in Australia
- Potential to produce concentrates competitive with largest graphite deposits in world.
- Downstream processing potential
- Ultra high purity of product

As with many mineral projects, significant time and investment is required to progress from discovery to production.

With an energy market and new energy storage systems continuing to evolve, the Renascor Resources Graphite project could be a significant future business on the Eyre Peninsula.

Jacques-Entienne Michael, Country Manager Statoil: Great Australian Bight Exploratory Drilling Program.

Jac Michael presented an overview of Statoil's world oil and gas exploration and discovery history, inclusive of 40 years of successful drilling in the North Sea with over 6,000 wells, 40 fields and inclusive of 60 deep water wells.

Statoil is seeking to build on the history of activity in the GAB and is preparing to drill 1 well.

Statoil representatives have met with a broad range of stakeholders inclusive of fisheries, aquaculture, tourism, conservation, local and state governments, MP's and Aboriginal groups. Key messages to date:

- Need for transparency
- All risk, no benefit (some see local benefits)
- Seismic noise effects
- Compensation mechanism (local business continuity during any incident)
- Emergency response planning
- Most are not anti-oil and gas exploration.

Terry Visser, Statoil representative also added that the Department of Industry, Innovation and Science is undertaking a road show in early 2018, incorporating information on the pre-release phase, more input from stakeholders, fishing and aquaculture sectors and possible release of more pre-award information.

Geoff Rogers, Technical Director, Enlighten Power Systems: Alternative energy generation plan-Karpowership.

Geoff Rogers outlined alternative power generation outcomes to the historical stationary power generation systems utilized around the world.

Karpowership offers the ability to have a vessel carrying a power generation system moored at a port facility and 'plugged into' a distribution network.

The beauty of such a portable system is to be able to move the generator to the required location and utilise existing power network for distribution in a short period of time.

The system is currently in use in several overseas locations.

Dan Woodyatt, Director Resources Land Access Strategy, DSD: Mining Act Review status update

Dan presented an overview of the Leading Practice Mining Act review. Current stages are:

- Discussion November 2016 - January 2017
- Engagement March 2017
- Decision June 2017
- Draft for approval August 2017.

To date 103 written submissions received (including a submission from the EP Mineral & Energy Community Development Taskforce)



A release of update and policy directions has been produced.

It is hoped that the new Mining Act will have benefits for all, inclusive of miners, landowners, community and industry.

The draft amendments are still to be tabled with the State Government.

Other Business as discussed by members included:

Chairman:

- Local employment in mining industries important and region needs to put work in to ensure maximum benefits are achieved by community.
- Power grid preplanning required by Government for future economic development, issue raised with Premier through Economic Development Board.
- Attendance as rep of oyster industry at a briefing with Chevron in Perth. Statoil spoken highly of by Chevron. Chevron need to continue with consultation and address issues with Fishing Industry, particularly the matter of Capping Stack.

Eleanor Scholz spoke on the community consultation session conducted by Iron Road and provided an update on the development of a village within Wudinna by Council to encourage the workforce to stay in the town.

Jeanine Carruthers encouraged members and the mining companies to support students that undertake the Mining and Civil Engineering skills training program.

Dion Dorward stated that the training courses are an ongoing problem and have been raised with the Training and Skills Commission, with funding being a major concern.

Rebecca Knoi updated the taskforce on the Group Electricity Buying project and provided an overview of activities within the mining industry.

Taskforce Coordinator - Geoff Dodd updated the taskforce on the following items:

- Statoil GAB exploration program.
- Mining Act review.
- ESCOSA enquiry - Reliability and Quality of Electricity Supply on the Eyre Peninsula as commissioned by the State Treasurer. A draft report was presented to the Treasurer on the 31 May 2017. The Commission identified various technical options that would improve the reliability and quality of supply on the Eyre Peninsula.
- Electranet Consultation Report and Workshop-attended a consultation workshop seeking community input on Electranet's future options for transmission line replacement on Eyre Peninsula.
- SA Power Networks Strategic Planning Workshop-attended a workshop with approximately 25 community members.
- Taskforce Work Plan and Questionnaire- a questionnaire on Local Government's preparedness and strategic planning for impacts on their communities should significant mining activities commence on the Eyre Peninsula was distributed to all EP Councils.

The 10th Meeting of the Taskforce held March 27 2018 was attended by 22 members and guests.

Presentations included:

Peter Scott, Economic Development Manager RDAWEP: "Green Hydrogen and Ammonia Demonstrator for Port Lincoln".

Peter outlined the process associated with the development of hydrogen energy, benefits and future prospects.

Companies involved with the Port Lincoln Hydrogen Energy demonstrator plant include, The Hydrogen Utility (H2U), Thyssenkrupp and State Government.

Next phase of the project will be the development of a business case followed by construction.

Timeframe is 2 - 5 years pending demonstration of viability by the business case.



Terry Burgess, Chair Central Eyre Iron Project (CEIP) Taskforce Steering Group.

Terry spoke of the benefits associated with infrastructure development and the need for an all of government approach to the initiative.

The purpose of the CEIP Taskforce is to get all government agencies together that are working on the project. It is a cross agency taskforce to work with Iron Road to capture economic opportunities from a complex high value project.

The CEIP Taskforce reports to the Minister.

Potential economic development opportunities identified by the CEIP Taskforce:

- Local industry participation program.
- Workforce and skills development in regional businesses.
- TAFE training scale and scope.
- Increased water supply, mining desalination infrastructure and distribution.
- Grain export facilities through Cape Hardy.
- Residential development for population growth.
- Industrial planning and development (Cape Hardy).
- Wudinna airstrip upgrade.
- Native vegetation offset.
- Improved telecommunications infrastructure.

Dion Dorward spoke on the grain transport savings for farmers associated with the development of Cape Hardy Port.

Dwayne Povey, Chief Geologist, Lincoln Minerals

Dwayne updated the Taskforce on Lincoln Mineral's Kookaburra Gully graphite Project and associated organizational changes.

Current financial pressure on company has determined that the Kookaburra Gully Graphite project cannot progress. Lincoln Minerals has submitted a draft PEPR to the DPC and received a request for additional information to complete the studies.

Other approvals being progressed include:

- Preliminary design
- Road maintenance agreements with DC Tumby Bay
- EPA licence.

Community consultation with key stakeholders has been undertaken to obtain feedback while pausing the project.

Terry Visser, Senior Project Advisor Statoil Australia

Terry advised the taskforce of the following:

- Statoil is continuing to work closely with NOPSEMA.
- The next phase of the project will be continuing consultation.
- Financially Statoil is a very transparent company.
- Expected start date of drilling has changed to late 2019.
- Hoping for support from incoming Government.

Members Reports

Phil de Courcey CEO RESA – provided an update on the METS Ignited project funds round 2 for businesses in Port Lincoln, Whyalla and Port Augusta with Ceduna participating as part of the supply chain development.



Alexandra Blood Executive Director Mineral Resources DSD provided an update on the following issues:

- 100 day plan before and during election.
- Petroleum, first meeting in the southeast regarding the moratorium.
- Mining Act review.
- Restructure of departments following change of government.
- Department of treasury and finance to include an industry investment department.
- Business as usual with current activities.
- Royalties for regions included in the plan.

Rebecca Knol CEO SACOME

SACOME's focus in lead up to election:

- State Economic Development.
- Energy.
- Infrastructure.
- Legislation and Regulation.
- Priority to better understand the drilling moratoria in the South East of the State.
- Members discussed the impact of the moratoria.

In general business the results of the questionnaire, distributed to Eyre Peninsula Councils in August 2017 was discussed.

Rob Kerin and Terry Burgess stated that they were prepared to provide a presentation to all Mayors, Chairpersons and CEO's.

The taskforce resolved that the investigation, design, development and sustainability of a Special Economic Zone encompassing the Eyre Peninsula region be pursued by the Eyre Peninsula Local Government Association and that a report on the outcomes of the investigation be forwarded to the Taskforce.

Minutes of all taskforce meetings, together with some of the presentations have been made available on the EPLGA website.

It has been acknowledged by the taskforce members that the meetings have been an important and relevant forum for presenting regional issues to high level Government Department representatives, providing access to Ministers and keeping members informed of mining and energy developments and potential impacts on the region.

The Minister for Mining and Energy, the Hon Dan van Holst Pellekaan has indicated his support for the EP Mineral & Energy Resources Community Development Taskforce and has expressed a desire to attend a future meeting when possible.

Feedback on the meetings from members and guests has been very positive. The taskforce has developed into a high level Eyre Peninsula regional, industry and State Government network.

Geoff Dodd

Taskforce Coordinator

REGIONAL TRAINING

The Executive Officer of the EPLGA encourages Councils to participate in LGA sponsored training programs and other training sessions/seminars. The Executive Officer provides advice to the LGA on locations and timing of training to avoid clashes with regional seasonal events such as harvest, as well as other scheduled events. As part of the independently conducted Outreach Services Pilot Program survey, the following statement was made with regard to training:



"Regional Training has been very successful and continues to be supported and valued by officers and elected members:

Details	2012-13	2013-14	2014-15	2015-16	2016-17	2017-18
Sessions Conducted	22	12	18	10	4	10
Participants	236	176	365	202	55	118
Estimated Savings	\$264,320	\$197,120	\$408,800	\$226,240	\$61,600	\$132,160

Expense Line	\$ Approx.
Travel	350
Accommodation	150
Meals	100
Lost time	520
Total	1120

There are also the non-dollar benefits through increased participation and therefore increased skills, experience and networking within the region."

The sessions ran in the last 12 months were:

Date	Training	Location	Attendees
25 August 2017	Microsoft Word: Advanced	TAFE SA - Port Lincoln	7
31 August 2017	Report Writing	Port Lincoln Council	7
19 - 20 March 2018	Records Management Fundamentals	Port Lincoln	19
26 March 2018	Introduction to Community Engagement - Elected Members	Port Lincoln	3
26 March 2018	Introduction to Community Engagement - Council Officers	Port Lincoln	19
29 May 2018	Voters Roll Compilation - 2 sessions	Wudinna and Port Lincoln	16
29 May 2018	Caretaker Policy Information Session	Wudinna	18
21 June 2018	Handling Conflict Situations for Council Officers	Port Lincoln	20
28 March 2018	Early Induction Planning (NEW)	Wudinna	9
			118

Regional Training: - Summary savings to Councils over the years:

Details	2012-13	2013-14	2014-15	2015-16	2016-17	2017-18
Sessions Conducted	22	12	18	10	4	10
Participants	236	176	365	202	55	118
Estimated Savings	\$264,320	\$197,120	\$408,800	\$226,240	\$61,600	\$132,160

CORPORATE PLAN 2016 - 19

The Council Mayors and Chief Executive Officers of the EPLGA have contributed to the development of the EPLGA Corporate Plan. It was clear from responses to our 2015 survey that the member Councils placed great importance on the following:



- *advocacy (and representation) – the EPLGA being the principal regional advocate for Local Government in the region;*
- *governance – continuing to ensure that our business is conducted in accordance with the law and proper standards;*
- *member services – the EPLGA to continue to provide member support services as they are needed; and*
- *outreach services – connecting Councils with desirable services offered by the LGA of SA.*

To avoid confusion between the Business Plan prepared by respective Councils, the EPLGA uses the term 'Management Plan or Corporate Plan'. The Management Plan is for the period 2016 – 2019 and reviewed annually, incorporating an updated annual work plan and budget for the current year. It also includes the current strategic directions of the EPLGA for that period. Each year through the Annual Business Plan process the Corporate Plan Strategies and Actions are refined to those still outstanding or ongoing strategies and actions.

MANAGEMENT PLAN PERFORMANCE FOR 2017 - 18

Goal Area 1.1 Advocacy and Representation

Core Activities

- 1.1.1 Represent and strengthen the common values of members
- 1.1.2 Represent members and regional objectives in engagement and liaison with key stakeholder agencies – e.g. LGA, DPTI, PIRSA
- 1.1.3 Provide a lobbying platform to promote the interests and issues of member Councils to other levels of government

Comments:

Advocacy and representation is demonstrated through lobbying of other levels of government, which occurs as and when needed and often through the SAROC, LGA Board and in collaboration with the other regional organisations. Strong efforts have been made to engage the State Agencies like DPTI through shared service opportunities. The main issue is representing and strengthening common values of members is getting 11 Councils to be 1 voice.

Strategic Actions

- 1.1.4 Develop effective working relationships between the EPLGA and member Councils and external stakeholder agencies and organisations
- 1.1.5 Develop key EPLGA messages to demonstrate maximum alignment to the State Strategic Plan and Economic Priorities, in particular economic reform and jobs, climate change and renewable energy
- 1.1.6 Develop the understanding of and commitment to mutuality of interests to optimise benefit for member Councils across the region from advocacy and partnerships
- 1.1.7 Lead the completion of the Economic Development Strategy and Regional Strategic Plan, and identify and lead the development of regional strategic responses to key issues as and when required.

Comments:

Effective working relationships can be challenging through differing opinions. The Regional Joint Planning Board espoused through the Planning, Development and Infrastructure Act 2016 is one such framework that could assist with the above strategic actions. The JPB Pilot has concluded as at 30 June 2018, with participating individual Councils required to assess the Business Case early in the 2018/19 year for decision of involvement or not in a regional JPB.

Goal Area 1.2 Governance

Core Activities

- 1.2.1 Comply with legislative requirements
- 1.2.2 Identify and pursue the resourcing needs of members
- 1.2.3 Manage EPLGA financial and other resources for maximum member benefit, and based on the principle that recurrent operational expenses must be funded by recurrent operational revenue



Comments:

1.2.8 and 1.2.10 are compliant. 1.2.9 has, to date, been met through such programs as the Outreach Service but this concludes in the current format as at 30 June 2018. Serious consideration needs to be directed around 1.2.9 and the identification by member Councils of their future needs.

Strategic Actions

- 1.2.4 Investigate and identify options to improve local government and regional governance, including alternative governance models, strategic planning and land use planning for the region
- 1.2.5 Assist member Councils in meeting legislative compliance
- 1.2.6 Develop and manage formal alliance and partnership arrangements with partner agencies and entities- e.g. RDAWEP, EPNRM, EPICCA
- 1.2.7 Pursue collaborative initiatives with partner agencies - e.g. joint submissions on strategic issues with RDAWEP, EPNRM, and EPICCA

Comments:

As previously mentioned some actions could be met thorough such initiatives as the JPB Pilot. Assistance to Councils in meeting compliance is mainly focussed on assisting Councils to share and assist one another where expertise is not available, etc. The staff committees are useful in this process. The other regional organisations are encouraged to work closely with member Councils and to investigate opportunities for region wide projects to maximise procurement benefits, etc.

Goal Area 1.3 Member Services

Core Activities

- 1.3.1 Maintain the cycle of quarterly meetings to enable collective decision-making and enhance member networking
- 1.3.2 Maintain and support members with the coordination of the annual conference
- 1.3.3 Identify resourcing gaps and needs, and pursue resolutions to key issues in liaison with members
- 1.3.4 Facilitate initiatives to attract funding and investment
- 1.3.5 Provide advisory and support services to Elected Members
- 1.3.6 Coordinate strategic meetings and presentations on key issues; including the provision of key speakers to provide information, contact and support services
- 1.3.7 Coordinate delivery of Council-supported training and development initiatives n the region

Comments:

All core activities are being met with significant success in these activities such as training at a regional level which brings considerable savings to individual Councils.

Strategic Actions

- 1.3.8 Continue to facilitate the activities of the EP Mineral & Energy Resources Community Development Taskforce.
- 1.3.9 Develop value-added services for member Councils, based on collective or regional value and cost-benefit
- 1.3.10 Facilitate and promote the development of shared procurement initiatives
- 1.3.11 Facilitate the development of a regional transport strategy, including the identification of road priorities and road funding proposals
- 1.3.12 Establish and facilitate specialised interest groups, such as Council works managers and compliance staff
- 1.3.13 Maintain communications with member Councils and the regional community through; media releases, website, newsletter and formal means of communication
- 1.3.14 Establish an annual business (work) plan for the Executive Officer to manage and report against

Comments:

Please refer to the EP Mineral & Energy Resources Community Development Taskforce annual report included in this document.



RDAWEP and the EPNRM Board have, over the last 12 months, worked with the EPLGA and member Councils to add value to regional projects like Eyes on Eyre, the Lidar project, etc. where all parties benefit. The regional transport strategy will continue to be refined as priorities change on an annual basis. This strategy attempts to align to individual Council 1 to 5 year priorities. Again the staff regional committees assist in developing and refining regional strategy recommendation to the EPLGA Board. The Executive Officer maintains communications with member Councils through various means and reports against his Annual Work Plan to the EPLGA Board on a quarterly basis.

Goal Area 1.4 Outreach Services

Core Activities

- 1.4.1 Participate in the development of an annual outreach engagement program that aligns with Council and LGA priorities
- 1.4.2 Facilitate the delivery of outreach programs and services being provided by the LGA and its entities
- 1.4.3 Liaise with and report to LGA representatives as required about the provision and delivery of the outreach program

Comments:

All of the above is compliant but will cease in the current format as at 30 June 2019. The EPLGA Board will then be required to decide on how it wishes to continue the work in this area. During the early part of the 2019 calendar year the EPLGA Board will be required to undertake a strategic planning exercise as the current one concludes.

Strategic Actions

- 1.4.4 Advocate long-term continuity of the Outreach Services model for optimal effectiveness and efficiency in meeting LGA and EPLGA program objectives, i.e. 3-days per week funded by members and 2-days funded by the LGA
- 1.4.5 Identify key issues impacting on Councils and LGA services desired by Councils, and the support and services required from the LGA to resolve these matters

Comments:

This service will cease at 30 June 2019 - refer comments above.



KEY PERFORMANCE INDICATORS

While the measurement of performance is a key component of planning, the nature of the workload for the Executive Officer has typically made KPI setting and measurement difficult. Much of the day-to-day operational activity remains reactive and in response to legislated and policy changes that routinely emerge. However, the following measurement may be an indication of performance for each year.

KPI	MEASURED BY	TARGET SCORE
Member General Satisfaction	Number of formal complaints	Zero complaints from members Actual: Zero complaints received.
Member attendance at meetings, workshops, training	Number of members who are represented	All members Actual: Usually all 11 Councils represented.
Competitive funding secured	Dollars secured	Equal to membership (\$184K) Actual External Funding: (\$171k) Target not met.
Achieved annual work plan		All items either achieved or timeframes for completion, and process, in place. Some subject to external funding. Actual: On target
EPLGA is represented at LGA regions meetings	Number of meetings attended	100% Actual: 100%
Co-ordinate regional training activities on EP	Number of days training sessions per year	At least 6 Actual: 10
Annual review of Executive Officer	Final achievement score	Actual: Report of satisfactory performance by President and executive Committee after surveying all member councils.
Greater media activity	Number of interviews and media releases	At least 1 interview per month. Media releases at least every 2 months. Actual: Meeting target

EPLGA COMMITTEE REPORTS

All Committee minutes are on the EPLGA website for viewing via the following link: - <http://eplga.com.au/>

USE OF FINANCIAL RESOURCES

The following audited statement indicates another year of solid financial performance.

24th August, 2018

Mr Tony Irvine,
Eyre Peninsula Local Government Association
89 Liverpool Street
PORT LINCOLN SA 5606

Dear Tony,

**RE: AUDIT OF EYRE PENINSULA LOCAL GOVERNMENT ASSOCIATION
FOR THE YEAR ENDED 30TH JUNE 2018**

We advise that we have now completed our Audit of the Eyre Peninsula Local Government Association for the year ended 30th June 2018 and enclose a copy of our Audit Opinion for your records.

Our audit has been conducted in accordance with Australian Auditing Standards to provide reasonable assurance whether the financial report is free of material misstatement. Our procedures included examination, on a test basis, of evidence supporting the amounts and other disclosures in the financial report and therefore may not detect all points of weaknesses in systems and procedures which may exist.

Having completed the Audit we now make the following comments:

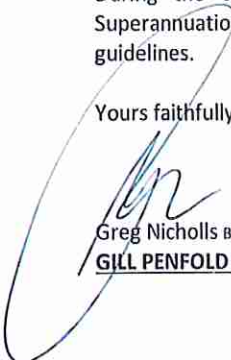
Internal Controls

It is our opinion that the Eyre Peninsula Local Government Association has adequate internal controls. During the conduct of our audit we did not make any observations which would contradict this opinion.

Taxation & Superannuation Liabilities

During the conduct of our audit we observed that GST, PAYG Withholding and Superannuation are being paid in a timely manner and in accordance with legislative guidelines.

Yours faithfully,


Greg Nicholls B. Com, CPA, CTA
GILL PENFOLD KELLY PTY LTD

Liability limited by a scheme approved under Professional Standards Legislation

EYRE PENINSULA LOCAL GOVERNMENT ASSOCIATION

**FINANCIAL ACCOUNTS
FOR THE YEAR ENDED
30TH JUNE 2018**

CONTENTS

Statement of Income & Expenditure

Balance Sheet

Notes to the Accounts

Board Certificate

Audit Report

EYRE PENINSULA LOCAL GOVERNMENT ASSOCIATION

STATEMENT OF INCOME & EXPENDITURE FOR THE YEAR ENDED 30TH JUNE, 2018

		2018	2017
	NOTE	\$	\$
<u>INCOME</u>			
Grants Received	2	170,598	205,847
Interest Received		7,647	7,784
Project Income - EP Councils	3	5,680	6,250
Membership Fees	4	184,028	167,301
Reimbursable Expenses		405	-
		<u>368,358</u>	<u>387,182</u>
<u>TOTAL INCOME</u>			
<u>EXPENDITURE</u>			
Administration		9,377	9,111
Advertising & Promotion		3,245	51
Audit Fees		1,500	1,400
Bank Charges & Taxes		83	109
Computer Expenses		810	1,273
Employee Expenses		147,836	136,037
Insurance		5,842	5,773
Legal Costs		1,039	2,818
Meeting Expenses		4,480	5,574
President's Expenses		2,250	2,250
Project Expenditure	5	142,979	171,906
Secretarial Services		18,450	18,000
Telephone		980	1,258
Travel & Accommodation		15,205	14,785
		<u>354,076</u>	<u>370,345</u>
<u>TOTAL EXPENDITURE</u>			
<u>NET SURPLUS/(DEFICIT)</u>		<u>\$ 14,282</u>	<u>\$ 16,837</u>

The accompanying notes form part of these financial statements.

EYRE PENINSULA LOCAL GOVERNMENT ASSOCIATION

STATEMENT OF INCOME & EXPENDITURE
FOR THE YEAR ENDED 30TH JUNE, 2018

	2018	2017
	NOTE	
	\$	\$
Net Surplus/(Deficit)	14,282	16,837
Extraordinary Items	-	-
	<u>14,282</u>	<u>16,837</u>
<u>TOTAL NET SURPLUS/(DEFICIT)</u>	14,282	16,837
Surplus Funds at July 1	<u>226,244</u>	<u>209,408</u>
SURPLUS/(DEFICIT)	<u>240,526</u>	<u>226,245</u>
<u>ACCUMULATED SURPLUS/(DEFICIT)</u>		
<u>AT 30TH JUNE, 2018</u>	\$ <u>240,526</u>	\$ <u>226,245</u>

The accompanying notes form part of these financial statements.

EYRE PENINSULA LOCAL GOVERNMENT ASSOCIATION

STATEMENT OF FINANCIAL POSITION
AS AT 30TH JUNE, 2018

		2018	2017
	NOTE	\$	\$
<u>EQUITY</u>			
Accumulated Surplus		\$ 240,526	\$ 226,245
REPRESENTED BY			
<u>CURRENT ASSETS</u>			
Cash at Bank	6	281,322	341,649
Income Accrued		1,669	1,845
GST Receivable		12,884	6,645
Prepayments		3,781	1,959
		<u>299,656</u>	<u>352,098</u>
<u>TOTAL ASSETS</u>			
<u>CURRENT LIABILITIES</u>			
Sundry Creditors	7	3,836	3,755
Creditors		5,403	3,784
Unspent Project Funds	8	10,801	92,210
Provision for Holiday Pay		16,412	6,831
Prov'n for Long Service Leave	9	22,678	19,273
		<u>59,130</u>	<u>125,853</u>
		\$ 240,526	\$ 226,245
<u>NET ASSETS</u>			

The accompanying notes form part of these financial statements.

EYRE PENINSULA LOCAL GOVERNMENT ASSOCIATION

NOTES TO AND FORMING PART OF THE FINANCIAL STATEMENTS FOR THE YEAR ENDED 30TH JUNE, 2018

NOTE 1 - SUMMARY OF SIGNIFICANT ACCOUNTING POLICIES

1. This financial report is a special purpose financial report prepared for use by Board and members of the association. The Board has determined that the association is not a reporting entity.
2. The financial report has been prepared on historical cost basis and does not take into account changing money values or except where stated current valuations of non-current assets. The statements are prepared on an accruals basis.
3. Provision is made in respect of the association's liability for annual and long service leave at balance date. Long service leave is accrued from an employee's start date. Leave provision is based on current wages as at reporting date, and does not include on-costs.

	2018	2017
	\$	\$
<u>NOTE 2 - Grants Received</u>		
LGA of SA - Outreach Service	50,000	50,000
LGA of SA - Regional Capacity	120,598	155,847
	\$ 170,598	\$ 205,847

<u>NOTE 3 - Project Income - EP Councils</u>		
Emergency Management Planning	\$ 5,680	\$ 6,250

<u>NOTE 4 - Membership Fees</u>		
District Council of Ceduna	15,142	13,355
District Council of Cleve	13,009	11,769
District Council of Elliston	12,045	10,397
District Council of Franklin Harbour	12,209	10,531
District Council of Kimba	12,075	10,425
Wudinna District Council	12,256	10,579
District Council of Lower Eyre Peninsula	16,985	16,016
District Council of Streaky Bay	13,704	12,141
District Council of Tumber Bay	14,115	12,469
City of Whyalla	35,304	33,863
City of Port Lincoln	27,184	25,756
	\$ 184,028	\$ 167,301

EYRE PENINSULA LOCAL GOVERNMENT ASSOCIATION

NOTES TO AND FORMING PART OF THE FINANCIAL STATEMENTS
FOR THE YEAR ENDED 30TH JUNE, 2018

	2018	2017
	\$	\$
<u>NOTE 5 - Project Expenditure</u>		
Unspent Funds at 1 July	(92,210)	(42,130)
Committee & Working Group Mtg	3,777	6,223
Emergency Management Planning	4,042	337
EP Integrated Climate Change Agreement Program	7,683	24,701
Mining Taskforce	25,109	40,446
CORES EP	6,828	-
Coast & Wayfind Assess Project	35,000	-
LIDAR Project	90,000	-
Regional Governance-JPB Pilot	8,161	-
Regional HML Signage Project	35,250	-
Regional Native Vegetation Management Plan	-	50,000
Regional Roads Strategy	8,538	-
Shared Services EBACC Project	-	119
Unspent Funds at 30 June	10,801	92,210
	<u>\$ 142,979</u>	<u>\$ 171,906</u>
 <u>NOTE 6 - Cash at Bank</u>		
BankSA Society Cheque Account	42,782	51,734
Bendigo Bank Term Deposit	158,845	155,369
LGFA	79,695	125,482
LGFA - Cores EP	-	9,064
	<u>\$ 281,322</u>	<u>\$ 341,649</u>
 <u>NOTE 7 - Sundry Creditors</u>		
PAYG Withheld	2,612	2,552
Superannuation	1,224	1,203
	<u>\$ 3,836</u>	<u>\$ 3,755</u>
 <u>NOTE 8 - Unspent Project Funds</u>		
Regional Capacity Building	-	62,081
Cores - EP	2,236	9,064
EP Integrated Climate Change Agreement Program	-	12,500
CWMS Group	8,565	8,565
	<u>\$ 10,801</u>	<u>\$ 92,210</u>

EYRE PENINSULA LOCAL GOVERNMENT ASSOCIATION

NOTES TO AND FORMING PART OF THE FINANCIAL STATEMENTS
FOR THE YEAR ENDED 30TH JUNE, 2018

	2018	2017
	\$	\$
<u>NOTE 9 - Prov'n for Long Service Leave</u>		
District Council of Tumby Bay	6,562	6,562
Eyre Peninsula Local Govt. Association	<u>16,116</u>	<u>12,711</u>
	<u>\$ 22,678</u>	<u>\$ 19,273</u>

EYRE PENINSULA LOCAL GOVERNMENT ASSOCIATION



BOARD CERTIFICATE

The Board have determined that the association is not a reporting entity and that this special purpose financial report should be prepared in accordance with the accounting policies outlined in Note 1 to the financial statements.

The Board of the association declares that:

- 1 the financial statements and notes present fairly the association's financial position as at 30th June 2018 and its performance for the year ended on that date in accordance with the accounting policies described in Note 1 to the financial statements;
- 2 in the Board's opinion there are reasonable grounds to believe that the association will be able to pay its debts as and when they become due and payable.

This declaration is made in accordance with a resolution of the Board:

signed		
position	PRESIDENT	EXER. OFFICER

Dated this 7th day of SEPT 2018.

